

Somewhere over the rainbow/ Wonderful World Chord Chart

(Israel Kamakawiwo'ole version)

Ukulele

Intro

C  Em  F  C 

"Oooo..."

4

Rainbow Chorus

C  Em  F  C 

1. "Somewhere over the rainbow..."
2. "Somewhere over the rainbow blue birds..."

8

12

F  C  G  Am  F 

Rainbow Verse

C  G  Am  F 

1. "Someday I'll wish..."
2. "Where trouble melts..."

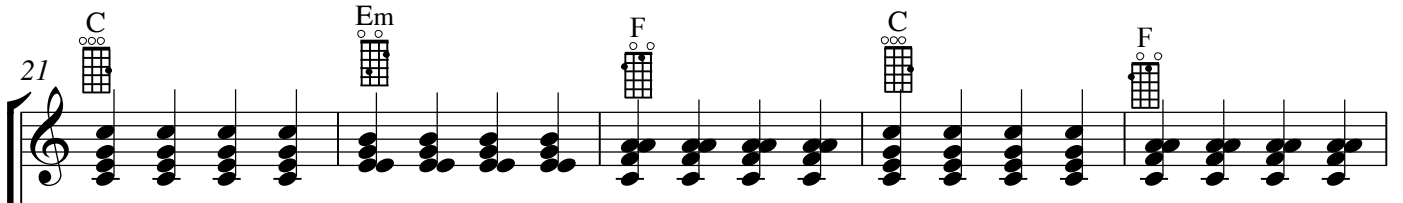
17

Detailed description: This is a chord chart for the song 'Somewhere over the rainbow/Wonderful World' in the Israel Kamakawiwo'ole version, specifically for Ukulele. The chart is organized into four systems, each with a treble clef staff and a four-string ukulele staff (labeled T, A, B). The first system is the 'Intro', starting at measure 1 and ending at measure 4. It features a 4/4 time signature and a key signature of one flat (Bb). The chords are C (measures 1-3), Em (measures 4-6), F (measures 7-8), and C (measures 9-10). The second system is the 'Rainbow Chorus', starting at measure 8 and ending at measure 12. It features the same 4/4 time signature and key signature. The chords are C (measures 8-9), Em (measures 10-11), F (measures 12-13), and C (measures 14-15). The third system continues the 'Rainbow Chorus' from measure 12 to measure 17. The chords are F (measures 12-13), C (measures 14-15), G (measures 16-17), Am (measures 18-19), and F (measures 20-21). The fourth system is the 'Rainbow Verse', starting at measure 17 and ending at measure 21. It features the same 4/4 time signature and key signature. The chords are C (measures 17-18), G (measures 19-20), Am (measures 21-22), and F (measures 23-24). Each system includes a treble clef staff with a melodic line and a four-string ukulele staff with fret numbers for each string (T, A, B). Chord diagrams are provided for each chord change, showing the fingerings for the four strings. The lyrics are provided for the chorus and verse sections.

Rainbow Chorus

21

C Em F C F




1. "Somewhere over the rainbow..."

T 3 3 3 3 2 2 2 2 0 0 0 0 3 3 3 3 0 0 0 0
 A 0 0 0 0 0 4 4 4 4 1 1 1 1 0 0 0 0 1 1 1 1
 B 0 0 0 0 0 0 0 0 2 2 2 2 0 0 0 0 2 2 2 2

26

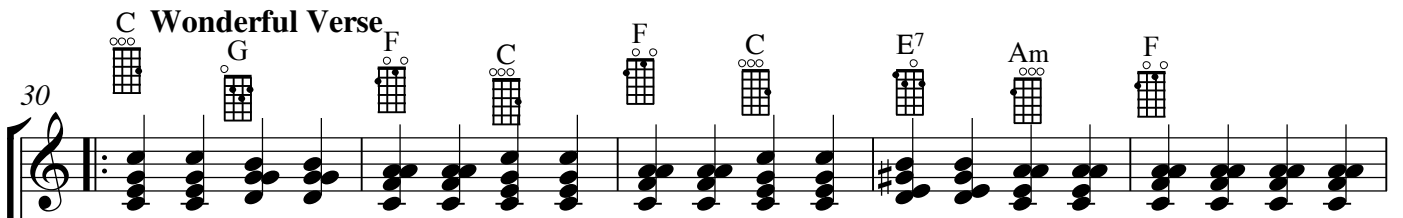
C G Am F



T 3 3 3 3 2 2 2 2 0 0 0 0 0 0 0 0
 A 0 0 0 0 3 3 3 3 0 0 1 1 0 0 1 1
 B 0 0 0 0 2 2 2 2 2 2 2 2 2 2 2 2

30

C Wonderful Verse G F C F C E7 Am F

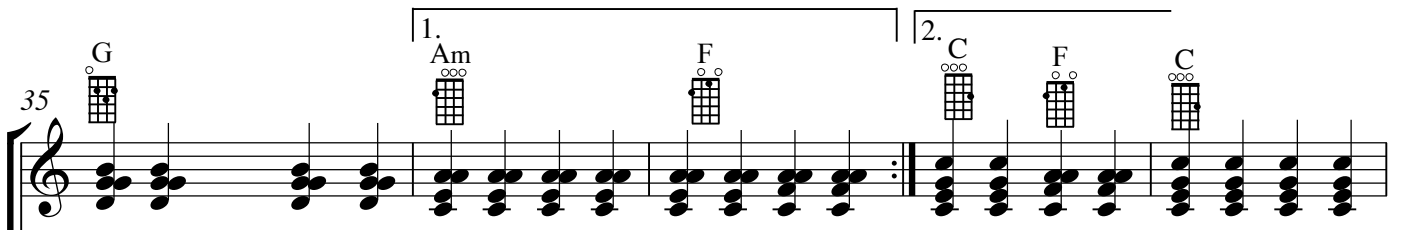


1. "I see trees of green..."
 2. "Well I see skies of blue..."

T 3 3 2 2 0 0 3 3 0 0 3 3 2 2 0 0 0 0 0 0 0 0
 A 0 0 3 3 1 1 0 0 1 1 0 0 0 0 0 0 1 1 1 1 1 1
 B 0 0 2 2 2 2 0 0 0 0 0 0 2 2 0 0 0 0 2 2 2 2

35


G 1. Am F 2. C F C



1. Am F
 2. C F C

T 2 2 2 2 0 0 0 0 0 0 0 0 3 3 0 0 3 3 3 3
 A 3 3 3 3 0 0 0 0 0 0 0 0 0 0 1 1 0 0 0 0
 B 2 2 2 2 2 2 2 2 2 2 2 2 0 0 0 0 0 0 0 0

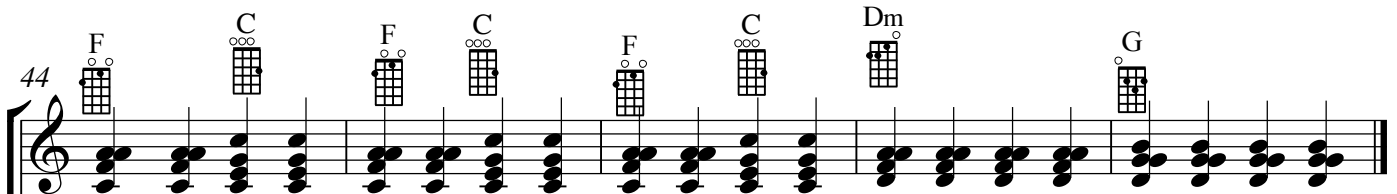
40



"The colours of the rainbow..."

T	2	2	2	2	3	3	3	3	2	2	2	2	3	3	3	3
A	3	3	3	3	0	0	0	0	3	3	3	3	0	0	0	0
B	2	2	2	2	0	0	0	0	2	2	2	2	0	0	0	0

44



T	0	0	3	3	0	0	3	3	0	0	3	3	0	0	0	0	2	2	2	2
A	1	1	0	0	1	1	0	0	1	1	0	0	1	1	1	1	3	3	3	3
B	0	0	0	0	0	0	0	0	0	0	0	0	2	2	2	2	2	2	2	2

Then do:

- Wonderful Verse:** "I here babies..."
- Rainbow Verse:** "Someday I'll wish upon..."
- Rainbow Chorus:** "Somewhere over the rainbow..."
- Intro**